


Multiculturalism in the Catholic Church in Australia

DR TRUDY DANTIS


ACMRO 6th National Conference

Brisbane, August 2019



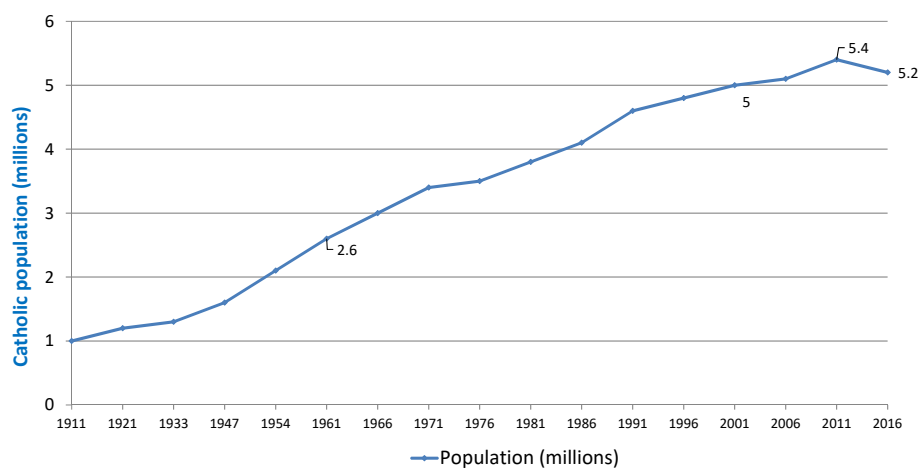
www.ncpr.catholic.org.au

THE CATHOLIC POPULATION



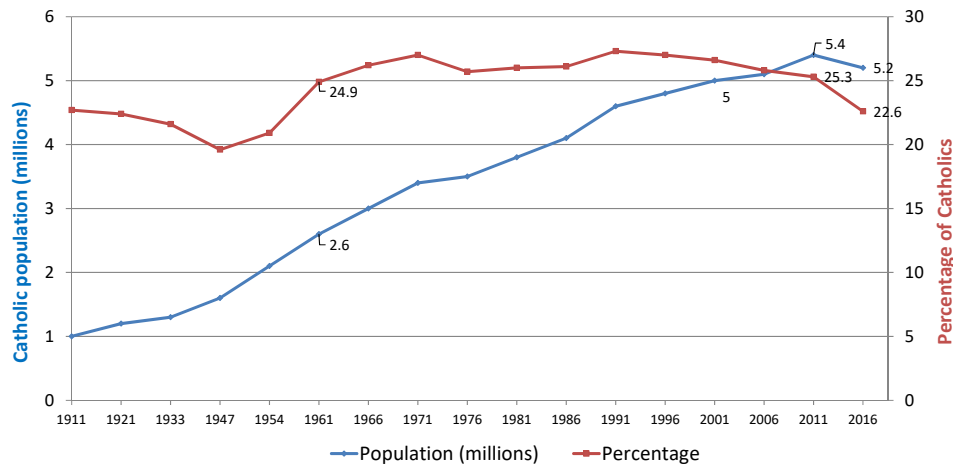
☒ Catholic
☐ Anglican (Church of England)
☐ Uniting Church
☐ Presbyterian
☐ Buddhism
☐ Greek Orthodox
☐ Islam
☐ Baptist
☐ Lutheran
☐ Other – please specify
☐ No religion

Catholic Population and Percentage Catholic 1911-2016



Source: Australian Bureau of Statistics – Census of Population and Housing 1911-

Catholic Population and Percentage Catholic 1911-2016



Source: Australian Bureau of Statistics – Census of Population and Housing 1911-

Australian Census

"Snapshot" taken on Tuesday 9 August 2016



Total population: **23,401,892**

Catholic population: **5,291,834**

Per cent Catholic: **22.6%**

Median Age: **40 years**

Source: Australian Bureau of Statistics - Census of Population and Housing 2016.

As compared to 20 years ago we are:

- Decreasing in Catholic identification
- An aging population
- Better educated
- Increasingly multicultural

Birthplace of Catholics born overseas, 2016



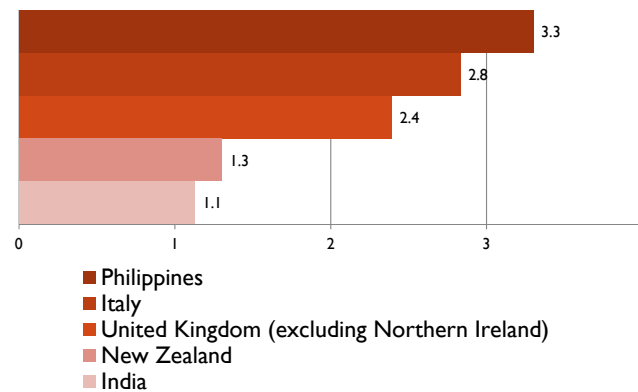
24.7%

Born overseas

19%

Born in a non-English speaking country (NESC)

Top 5 birthplaces of Catholics born overseas
(% of all Catholics)

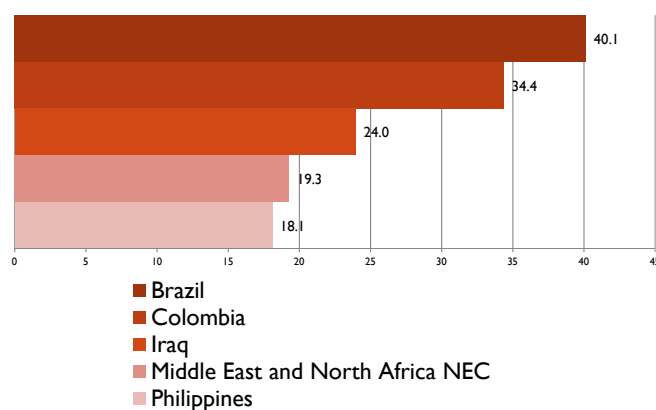


Source: Australian Bureau of Statistics - Census of Population and Housing 2016

Recent Arrivals (Arrived in Australia between 2013-2016)



Top 5 birthplaces with highest proportions of recent arrivals
(% of all Catholics from that birthplace)



Source: Australian Bureau of Statistics - Census of Population and Housing 2016

In 2011:

- Ireland
- Korea
- India
- North America
- Central and South America

22%

**Second generation
Australians with at least
one overseas born parent**

Diocesan differences



Sydney, Perth
36%
Born overseas

Sydney
31% Born in a
non-English
speaking
country

Sydney

- Italy (24,932)
- Philippines (22,815)
- Vietnam (13,481)

Parramatta

- Philippines (25,665)
- Lebanon (8,154)
- Malta (5,911)

Perth

- Philippines (18,759)
- Italy (14,721)
- India (10,133)

Languages spoken at home by Catholics, 2016



20.4%
Speak a
language
other than
English at
home

Language	2016	2011
Italian	231,664	267,002
Filipino languages	145,635	112,128
Spanish	82,208	75,781
Arabic	68,952	72,204
Vietnamese	68,569	63,887
Croatian	49,546	55,148
Chinese languages	49,057	46,709
Polish	36,561	41,025
Portuguese	29,901	24,714
Maltese	29,828	32,803

Source: Australian Bureau of Statistics - Census of Population and Housing 2016

Diocesan differences



Sydney

- Italian (38,932)
- Arabic (28,834)
- Spanish (23,293)

Darwin

- Indigenous languages (6,672)
- Filipino languages (4,074)
- Malayalam (766)

Melbourne

- Italian (89,262)
- Filipino languages (27,657)
- Vietnamese (24,670)

MASS ATTENDANCE IN AUSTRALIA

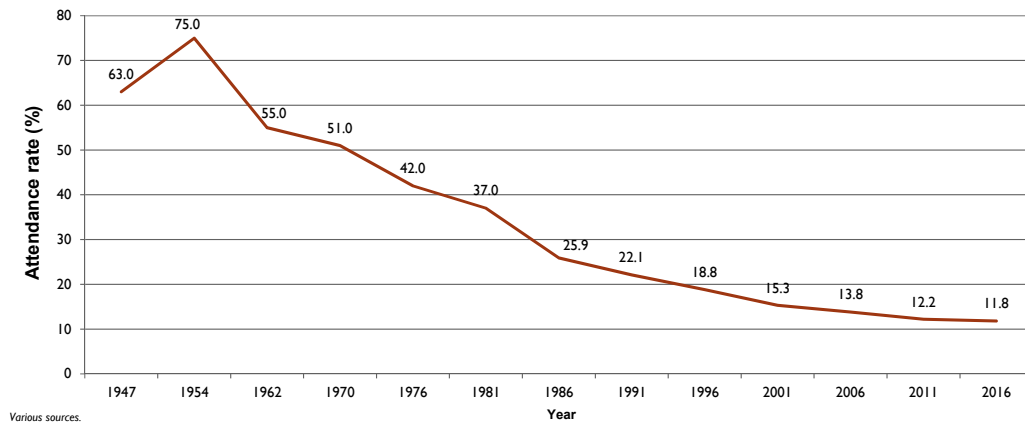


Source: Shepparton Parish, Broken Bay

Mass Attendance in Australia



Proportion of Catholics in Australia who attend Mass each weekend: 1947 - 2016



Mass Attendance in Australia



**Total average typical attendance at weekend
Mass in 2016 was 623,356**

OR:



Courtesy Stephen Reid

Mass Attenders, 2016

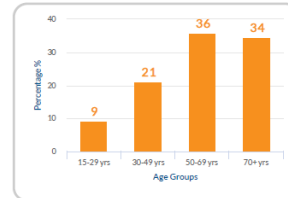


In comparison to the Australian Catholic population, in general, Mass attenders are

- Older
- Better educated
- More likely to be female
- More likely to be born overseas



The AVERAGE AGE of people is 59 years



51% of all people have a university degree



62% of all people are female and 38% are male

Mass Attenders, 2016



57% of all people were born in AUSTRALIA

43% were born overseas

33% speak a language other than ENGLISH at home



37%

Born in a non-English speaking country

Indians, Sri Lankans and people from the Philippines make up over 18 per cent – or about two in every eleven – of all Mass attenders

Mass Languages, 2016



Mass celebrated in one of more than 44 different languages other than English, including indigenous languages.

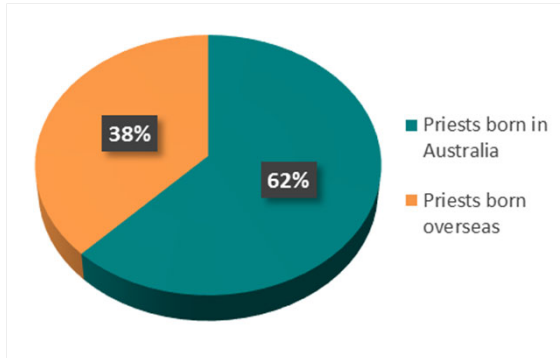


OVERSEAS-BORN PRIESTS



Source: The Catholic Weekly, 3 Aug 2019

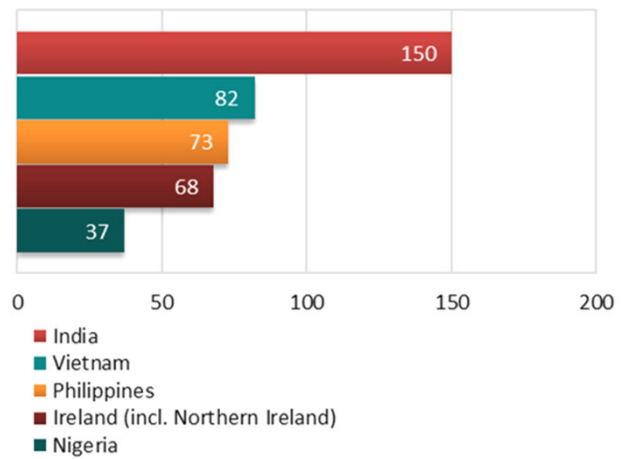
Overseas-born priests in Australia, 2014



Total Priests – 1,884

Born Overseas – 711

(Also includes religious priests engaged by the diocese to work in parishes and diocesan ministries)



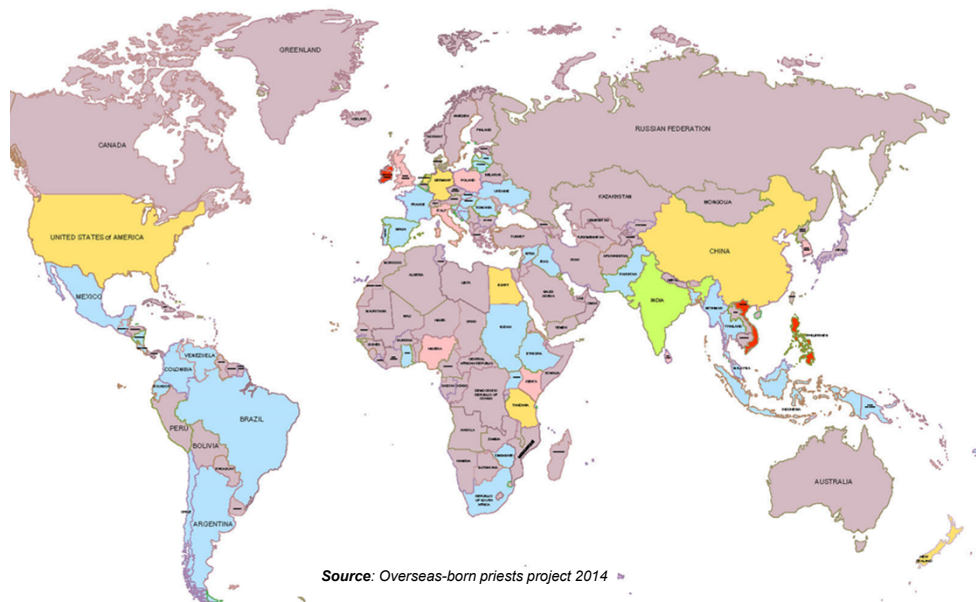
Source: Overseas-born priests project 2014

Overseas-born priests in Australia, 2014



Countries contributing 11-50 priests each:

Malta
Poland
Sri Lanka
UK
Italy
Nigeria
Kenya
South Korea



Religious congregations – ongoing study

25% of all religious women, religious brothers and clerical religious are born overseas

Birthplace	Number of religious
Ireland (incl. Northern Ireland)	113
New Zealand	109
Vietnam	75
Italy	34
Solomon Islands	32

Source: Survey of Religious Congregations in Australia, 2018-

In 2009: Ireland, Vietnam, Samoa, New Zealand and Poland

Some key research areas



- **Study of Religious Life in Australia (*ongoing*)**
- **Update of our numbers of overseas-born priests**
- **Study on the experiences of overseas-born priests and religious in Australia**

Resources available from the NCPR



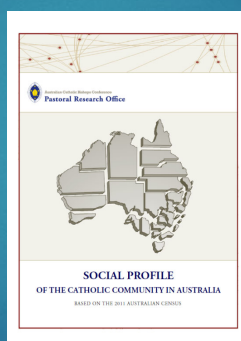
www.ncpr.catholic.org.au

Social Profile of the Catholic Community in Australia 2016

Email: trudy.dantis@catholic.org.au
 Visit us: 63 Currong St North, Braddon ACT
 Phone: (02) 6201 9812

Resources available from the NCPR

National Census data for Catholic parishes, dioceses and Australia
 based on the 2011 National Census



www.ncpr.catholic.org.au